

Monthly Operations Report for July 2025 at KLU

Operations			
	Jul 2025	Jul 2024	Year over Year Change
TRANSITION	29	0	-
TOUCH & GO	185	0	-
TAKEOFF	255	0	-
LANDING	249	0	-
GO AROUND	28	0	-
FLYOVER	6	0	-
Totals	930	0	-
NOTE: FLYOVER and TRANSITION are excluded from the total operations count. Operations classified as TOUCH & GO and GO AROUND are counted as two distinct operations, a landing and a takeoff respectively.			
Aircraft Type			
	Jul 2025	Jul 2024	Year over Year Change
Fixed wing single engine	866	0	-
Fixed wing multi engine	12	0	-
Unknown	52	0	-
Engine Type			
Turbo-prop	20	0	-
Reciprocating	792	0	-
4 Cycle	66	0	-
Unknown	52	0	-
Number of Engines			
1	866	0	-
2	12	0	-
Unknown	52	0	-
Average Daily Operations			
Monday	47	0	-
Tuesday	34	0	-
Wednesday	94	0	-
Thursday	48	0	-
Friday	71	0	-
Saturday	38	0	-
Sunday	29	0	-
Average per weekday	59	0	-
Average per weekend	34	0	-

Monthly Operations Report for July 2025 at KLUK

Operations			
	Jul 2025	Jul 2024	Year over Year Change
Local vs. Transient			
Local	0	0	0.0%
Transient	930	0	0.0%
Nights Stayed	48	0	-
Seats on Overnight Aircraft	209	0	-
Overnight Visitors @ 50%	104.5	0	0.0%
Runways			
RWY 09 GO AROUNDs	20	0	-
RWY 09 LANDINGS	107	0	-
RWY 09 TAKEOFFs	103	0	-
RWY 09 TOUCH & GOs	184	0	-
RWY 09 Total	414	0	-
RWY 27 GO AROUNDs	36	0	-
RWY 27 LANDINGS	141	0	-
RWY 27 TAKEOFFs	151	0	-
RWY 27 TOUCH & GOs	138	0	-
RWY 27 Total	466	0	-

Monthly Operations Report for July 2025 at KLUK

	Jan 2024	Jan 2023	Year over Year Change
Weight Class			
CLASS 1	873	0	-
CLASS 2	5	0	-
Unknown	52	0	-
Jet Traffic			
Operations	0	0	-
Largest aircraft			
Average seat count per jet	0	0	-

Most Active Aircraft

Registration	Manufacturer	Model	Operations	Percentage of Total
N323FS	CESSNA	172P	227	48.4%
N8478U	CESSNA	172F	191	40.7%
N626AD	GEORGE V GOFF	GEORGE GOFF CUBBY	83	17.7%

Most Active Aircraft				
Registration	Manufacturer	Model	Operations	Percentage of Total
N59VL	CESSNA	172L	24	5.1%
89-26190		Sikorsky UH-60L Black Hawk H60	22	4.7%
N12651	CESSNA	172M	20	4.3%
99-26846		Sikorsky UH-60L Black Hawk H60	14	3.0%
N3771R	CESSNA	172H	13	2.8%
N36304	PIPER	PA-28-181	12	2.6%
N61701	CESSNA	172M	12	2.6%

Most Active Owners		
Name	Operations	City
FREDERICKS HALL AVIATION LLC	227	MINERAL
REGISTRATION PENDING	121	TROY
2 SHOTZ LLC	83	ASHLAND
RIG AVIATION LLC	70	TROY
KELLEY AIRCRAFT LLC	56	WEYERS CAVE
JLS AVIATION LLC DBA	20	FREDERICKSBURG
CHRISTIANSEN AVIATION LLC	16	WILMINGTON
MCCAY BRIAN D	13	EARLYSVILLE
CAPITAL AVIATION II LLC	12	BETHESDA
LEFFLER GREG L	10	ZION CROSSROADS

Owner Locations		
City	Operations	Percentage of total
MINERAL	202	43.1%
TROY	141	30.1%
ASHLAND	55	11.7%
Unknown	36	7.7%
WEYERS CAVE	35	7.5%

Aircraft Type

Engine Type

Unknown
Fixed wing multi engine
Fixed wing single engine

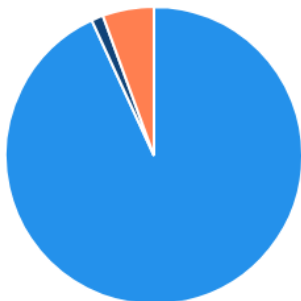


Unknown 4 Cycle
Reciprocating
Turbo-prop



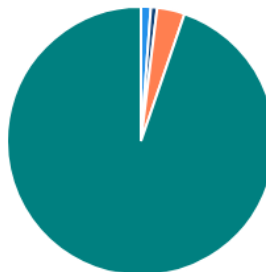
Number of Engines

1 2 Unknown



Weather

Unknown IFR
MVFR VFR



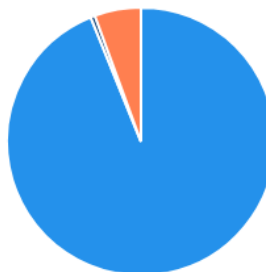
Local/Transient

Local Transient

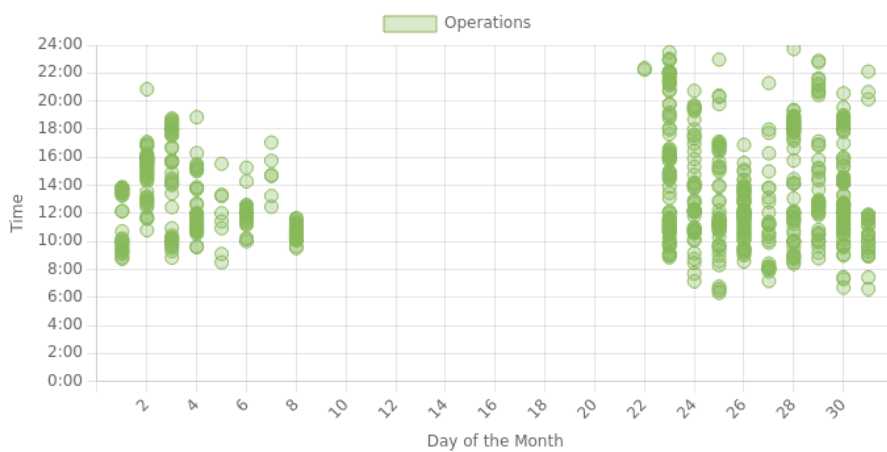


Weight Class

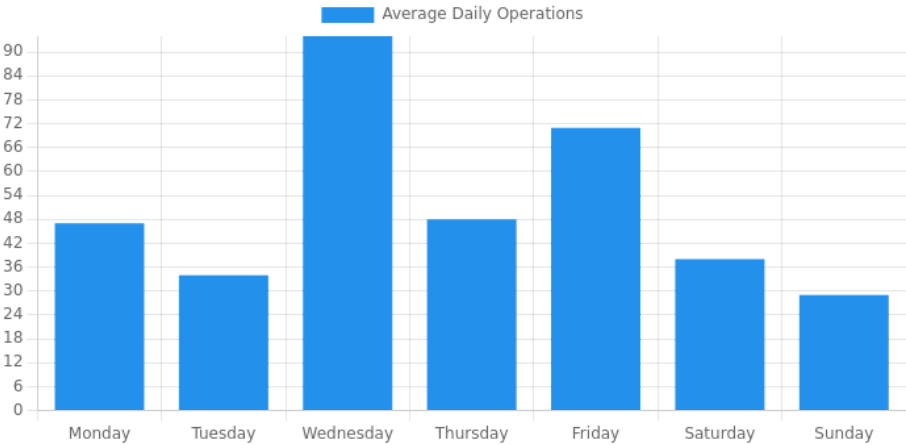
CLASS 1 CLASS 2
Unknown



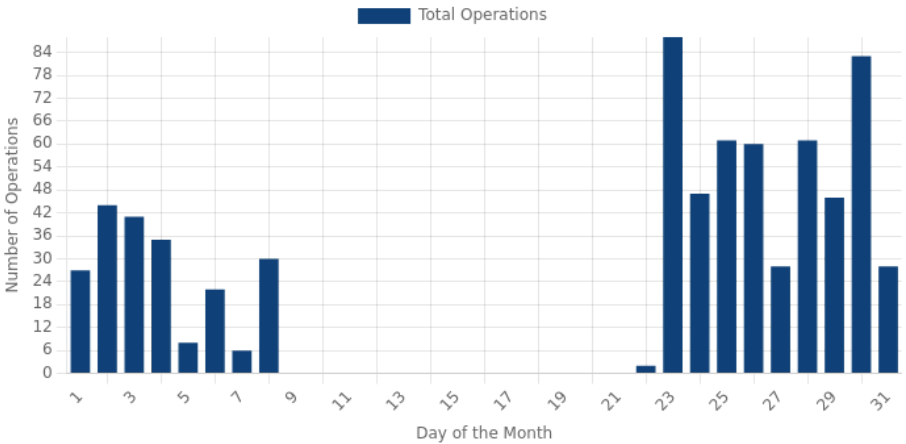
Time of Day



Day of the Week



Daily Operations



Operations by AAC/ADG						
	I	II	III	IV	V	VI
A	872	0	0	0	0	0
B	6	0	0	0	0	0
C	0	0	0	0	0	0
D	0	0	0	0	0	0
E	0	0	0	0	0	0

AAC/ADG Distribution

